

Special Situations



2000 Play Right
International Coaches' Conference
Vancouver, British Columbia
Delegate Drill Manual





2000 PLAY RIGHT
INTERNATIONAL COACHES' CONFERENCE
Vancouver, British Columbia



Coach: LUCIANO BASILE

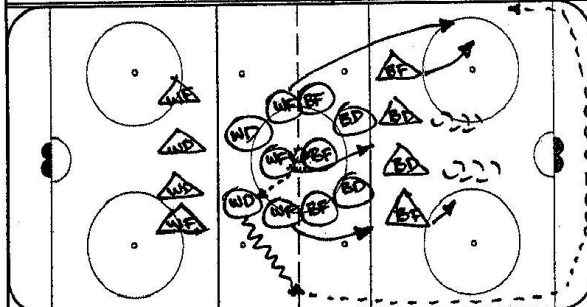
Team: FASSA HOCKEY

Country: ITALY

DRILL THEME: SPECIAL SITUATIONS

LEGEND	⊙	Coach	→	Puck Carrying
	○ ●	Forwards	⇒	Shooting
	△ ▲	Defenders	→	Pass
	G	Goalie	→	Drop Pass
	—	Stop	→	Backward Skate
	X	Pylon	→	Lateral Movement
	●	Pucks	→	Defensive Pressure
	○	OFFENSIVE	○	DEFENSIVE

DRILL NAME: POWER PLAY "GAME"

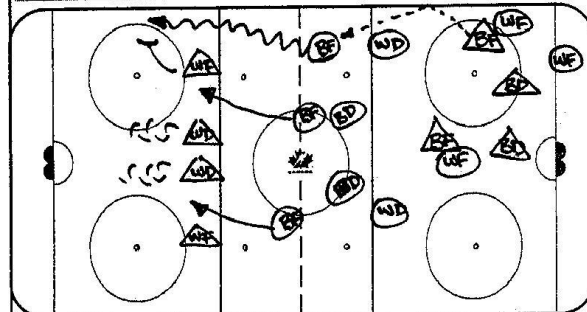


KEY TEACHING POINTS:

- COACH CAN EITHER EMPHASIZE PP OR PK TACTICS
- HIGHLY COMPETITIVE AND FUN WAY TO PRACTICE SPECIAL SITUATIONS
- THE GAME SHOULD HAVE EITHER A TIME LIMIT (10-15 MINS) OR BE PLAYED TILL ONE TEAM SCORES 3 GOALS, ETC.

DRILL DESCRIPTION:

- TEAM IS DIVIDED IN TWO COLORS (FOR THIS DRILL BLACK "B" AND WHITE "W")
- THIS IS A 9-ON-9 GAME WITH EACH TEAM CONSISTING OF A PP AND PK UNIT
- DROP PUCK AT CENTER ICE BETWEEN TWO PP UNITS WHO ATTEMPT TO ENTER OFF ZONE AND PLAY 5-ON-4 WITH AWAITING PK UNIT.
- THE TEAM WHO LOSES FACE-OFF AWAITS PASSIVELY IN NEUTRAL ZONE AS



MAINTAIN TEACHING POINTS:

- THEIR TEAMMATES REGARDING 4-ON-5 ATTEMPT TO REGENERATE PUCK AND PASS OR CHIP IT OUT TO OFF TEAMMATES IN NEUTRAL ZONE
- BLACK PP UNIT (IN THIS CASE) PICK UP PUCK AND ATTACK OTHER END AGAINST AWAITING WHITE PK UNIT
- WHITE PP UNIT NOW RETURNS TO NEUTRAL ZONE AND AWAITS PUCK
- PK UNITS CANNOT CROSS OWN BLUE LINE.

PROGRESSION/VARIATIONS:

- P.S. △ = PK PLAYERS
D = PP PLAYERS



"Coaching 2000 Today and Beyond!"

IKON

The Way Business Gets Communicated

www.coachesclub.net



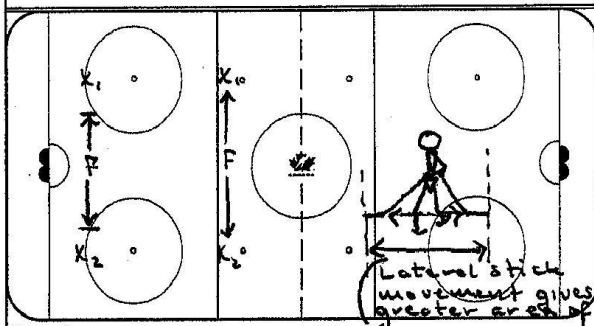
2000 PLAY RIGHT
INTERNATIONAL COACHES' CONFERENCE
Vancouver, British Columbia



Coach: CHRIS WHERITY
Team: HOCKEY DIRECTOR (THE ICE CENTER)
Country: EUGENE, OR. (USA)
Drill Theme: SPECIAL SITUATIONS

LEGEND	⊙	Coach	→	Puck Carrying
	○ ●	Forwards	⇒	Shooting
	△ ▲	Defenders	→	Pass
	G	Goalie	→	Drop Pass
	—	Stop	→	Backward Skate
	X	Pylon		Lateral Movement
	⬮	Pucks	→	Defensive Pressure
	○	OFFENSIVE	○	DEFENSIVE

Drill Name:

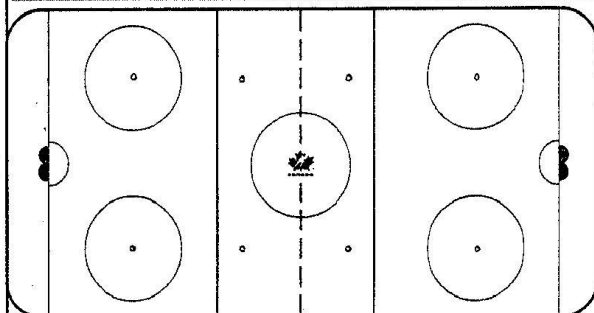


Key Teaching Points:

F: FORECHECKER
X_{1,2}: PASSERS
NO TURNS FOR F, ONLY
STOPS AND STARTS.
QUICKNESS AND SPATIAL
COVERAGE ARE CRUCIAL TO
SUCCESS OF TURNOVER
CHANCES

Drill Description:

PASSING ENDS BETWEEN X₁ & X₂, THEREFORE OBJECTIVE IS TO
STAY FOCUSED ON SUCCESSFUL PASSES. F'S JOB IS TO DISTURB
THIS FOCUS AND STEAL THE PUCK. F MUST FORECHECK WITH
STOP AND START MOTION (15-30s total). F IS VERY AGGRESSIVE
IN HIS DIRECT MOTION.



Additional Teaching Points:

F APPROACHES X_{1,2} WITH
SPEED AND MUCH LATERAL
STICK MOVEMENT TO CUT
OFF ANGLES. THIS LATERAL
STICK MOTION DISTURBS
X's ATTENTIONAL FOCUS
TO FIND A LANE TO PASS.

Progression / Options:

PLAYERS X₁, X₂, F ROTATE AFTER EVERY 15-30 sec
REPETITION. EACH PLAYERS SHOULD PLAY IN POSITION F,
3-5 TIMES. USE FULL ICE AND ALL PLAYERS, EVEN
GOALTENDERS WILL GREATLY BENEFIT FROM THIS DRILL

Coaches'
Club

"Coaching 2000 Today and Beyond!"

www.coachesclub.net

IKON

The Way Business Gets Communicated



2000 PLAY RIGHT
INTERNATIONAL COACHES' CONFERENCE
Vancouver, British Columbia



Coach: ANDY MURRAY

Team: _____

Country: CANADA

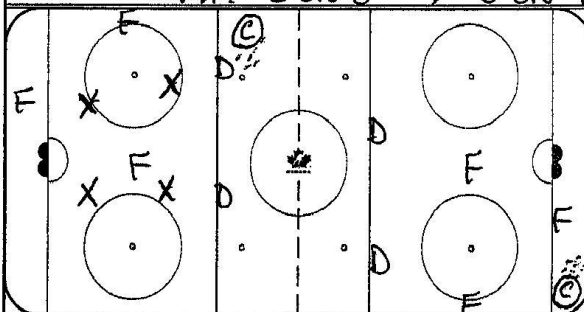
DRILL THEME: SPECIAL SITUATIONS

LEGEND	⊙	Coach	~>	Puck Carrying
	○	Forwards	→	Shooting
	△	Defenders	--->	Pass
	G	Goalie	~>	Drop Pass
	—	Stop	~>	Backward Skate
	X	Pylon		Lateral Movement
	⊗	Pucks	—	Defensive Pressure

☒ OFFENSIVE

☐ DEFENSIVE

DRILL NAME: P.P. 5 ON 0 => 5 ON 4



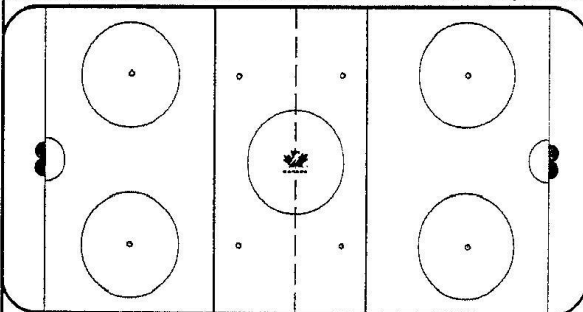
KEY TEACHING POINTS:

- TRIPLE THREAT POSITIONING
- DEF. SKATE OUTSIDE THE LINE
- LOW MAN MIRROR THE DEF. WITH THE PUCK
- 1 BOARD MAN "WALK THE WALL"
- POINT SHOTS UP IN THE AIR

DRILL DESCRIPTION:

BASED ON 4 UNITS OF 5 (CAN HOWEVER BE MODIFIED)

AT ONE END ONE UNIT EXECUTE P.P. OPTIONS FOR 30 SECS.
5 ON 0 → AT THE OTHER END ANOTHER UNIT OF
5 EXECUTES THE P.P. VS. 4 AGGR. DEFENDERS → AFTER
30 SEC. THE COACH BLOWS THE WHISTLE.



ADDITIONAL TEACHING POINTS:

PROGRESSION / OPTIONS:

ON THE WHISTLE THE 5 ON 0 UNIT EXECUTES THE P.P. OUT
ON A PUCK SPOTTED BY THE COACH. → THE DEF. UNIT AT
THE OTHER END WAITS NOW AS DEFENDERS (ONLY 4) → THE
DEFENDING UNIT GOES TO THE BOX → THE 4TH UNIT BECOMES THE

Coaches' Club

www.coachesclub.net

"Coaching 2000 Today and Beyond!" 5 ON 0 UNIT

IKON

The Way Business Gets Communicated



2004 INTERNATIONAL COACHES' CONFERENCE
HOCKEY CANADA
Calgary, Alberta



Coach: CRAIG DIDMON

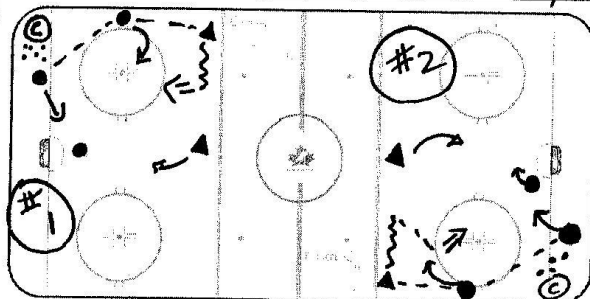
Team: VICTORIA COUGARS

Country: CANADA

Drill Theme: **Special Situations**

LEGEND	⊙	Coach	~~~~~	Puck Carrying
	○ ●	Forwards	⇒	Shooting
	△ ▲	Defenders	→	Pass
	G	Goalie	→→	Drop Pass
	—	Stop	~~~~~	Backward Skate
	X	Pylon		Lateral Movement
	●	Pucks	—	Defensive Pressure

Drill Name: WORKING THE POWER-PLAY

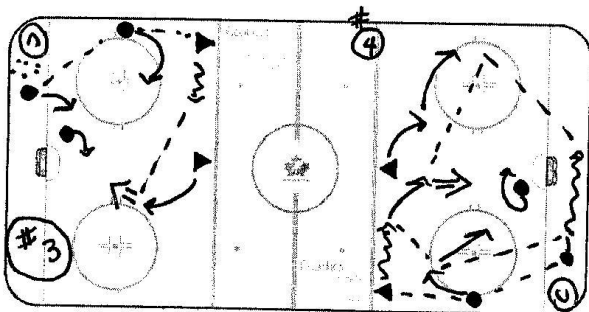


KEY TEACHING POINTS:

- WORK ON PUCK MOVEMENT + PLAYER MOVEMENT - ACCORDING TO THE DIRECTION OF THE PUCK
- BE CONSCIOUS OF SHOOTING HANDS OF CHOSEN PLAYERS AND THEIR POSITIONS.

DRILL DESCRIPTION:

- WORK THRU 4 DIFFERENT PLAYS.
- PRACTICE EACH PLAY 3X'S EVERY PRACTICE.
- 1/2 ice drill
- ADVANCE TO 5 or 6 plays as season progresses.



KEY TEACHING POINTS:

DRILL DESCRIPTION:



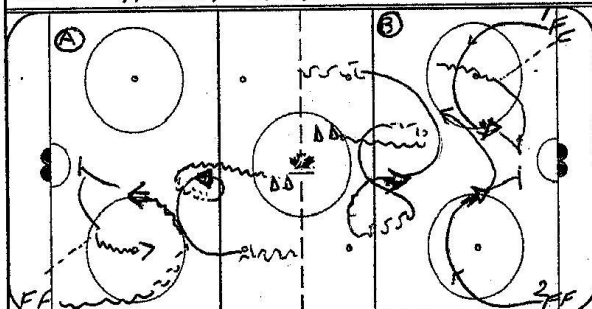
2000 PLAY RIGHT
INTERNATIONAL COACHES' CONFERENCE
Vancouver, British Columbia



Coach: GREG HOLST
Team: U-18 HEAD COACH - U-20 / ASS. NAT. TEAM
Country: AUSTRIA
Drill Theme: SPECIAL SITUATIONS

LEGEND	⊙	Coach	→	Puck Carrying
	○	Forwards	⇒	Shooting
	△	Defenders	⇄	Pass
	G	Goalie	⇄	Drop Pass
	—	Stop	⇄	Backward Skate
	X	Pylon		Lateral Movement
	⊗	Pucks	—	Defensive Pressure
⊙	OFFENSIVE		⊙	DEFENSIVE

Drill Name: HOLSTI DRILL



KEY TEACHING POINTS:

WORKS ON TECHNICAL
SKATING - SHOOTING -
SCREENING + TIPPING PUCK.
DEFENSE FOOT WORK.

1 VS 1 = GRADING.
2 VS 1 = GOOD DEF POSITION
AND CREATIVITY ON
2 VS 1 SITUATION

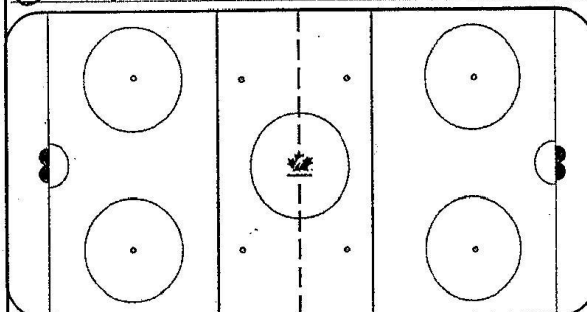
Drill Description:

(A) LEFT - 1 VS 1 FORWARD + DEF. LEAVE AT SAME TIME WITH PUCK.

FW CAN ADD BW-FW MOVEMENT - HE SHOOTS + GOES TO NET TO SCREEN.

DEF WITH PUCK SKATES WITH PUCK OVER BLUE + PIVOTS + SKATES BW = ANY
TIMES HIS SHOT TO WHEN FW IS IN FRONT OF NET.

(B) ON 2 VS 1 = DEF GOES FW + BW TO EACH SIDE LIKE FIGURE 8. F1 SHOOTS THEN F2



ADDITIONAL TEACHING POINTS: BOTH SCREEN +
RECEIVE PASS FROM
LINE - DOWN 1 SIDE
2 VS 1 -

PROGRESSION / OPTIONS:



"Coaching 2000 Today and Beyond!"



The Way Business Gets Communicated™

www.coachesclub.net



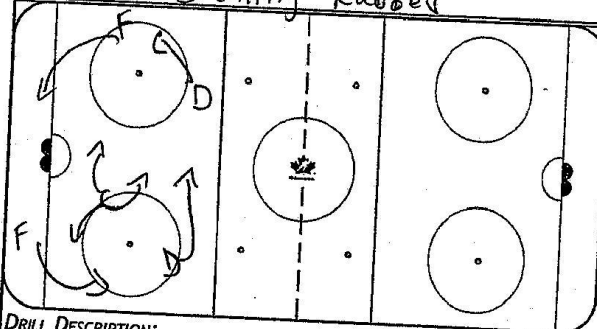
2000 PLAY RIGHT
INTERNATIONAL COACHES' CONFERENCE
Vancouver, British Columbia



Coach: Paul Batcher
Team: North Island Eagles
Country: Canada
DRILL THEME: **SPECIAL SITUATIONS**

LEGEND	⊙ Coach	~ Puck Carrying
	○ ● Forwards	⇒ Shooting
	△ ▲ Defenders	→ Pass
	G Goalie	⇄ Drop Pass
	— Stop	~ Backward Skate
	X Pylon	Lateral Movement
	⬮ Pucks	— Defensive Pressure
<input type="radio"/> OFFENSIVE		<input type="radio"/> DEFENSIVE

DRILL NAME: Burning Rubber

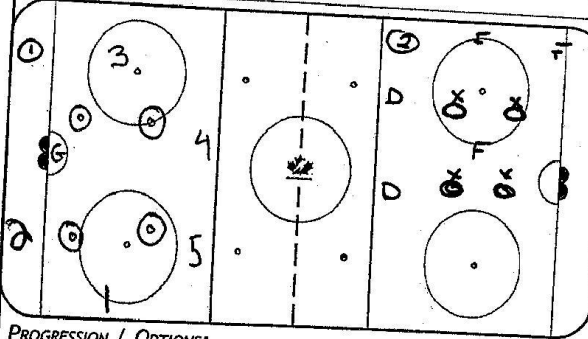


KEY TEACHING POINTS:

Anticipation, Quick Thinking + puck movement

DRILL DESCRIPTION:

No defender and no goalie. Continuous passing. Not allowed to pass to player who passed you puck.



ADDITIONAL TEACHING POINTS:

- ① Try saucer passes to avoid tires.
- ② Have defensive player stand with one foot in the tire and take away passing lanes.
- ③ Take away tires and create competitive environment.

PROGRESSION / OPTIONS:

Same as above but added Goalie. For defenders use car tires. Move puck around for shot. Use any formation and passing routine you want. DON'T HIT TIRES!! Tougher than you think!

Coaches' Club

"Coaching 2000 Today and Beyond!"

www.coachesclub.net

IKON

The Way Business Gets Done